

DENSELIGHT
6 Changi North St. 2,
S498831 SINGAPORE
sales@denselight.com
www.denselight.com

SPECIFICATIONS

Ultra-Narrow Linewidth 1550nm Laser In BTF Package

DL-CLS101B-FP-S1550-LW200

The information contained in these documents is confidential, privileged and it may not be reproduced in whole, or in part,
nor may any of the information contained therein be disclosed without the prior consent from DenseLight in writing.
DenseLight reserves the right to make product design or specifications changes without notice.

A. PRODUCT DESCRIPTION

DenseLight DL-CLS101B-FP-S1550-LW200 is a cooled ultra-narrow linewidth laser in BTF package with PMF pigtail emitting at 1550nm wavelength. It is engineered for modulation up to 622Mbps. This laser is based on an external cavity laser with built-in fiber Bragg grating, offering very stable performance of lasing wavelength, narrow spectral linewidth and excellent SMSR.

B. FEATURES

- Strained InGaAsP/InP MQW gain chip coupled with built-in fiber Bragg grating
- Lasing wavelength of 1550nm
- Minimum 10mW CW operation
- Minimum SMSR of 45dB
- Maximum linewidth of 200kHz
- Polarization Extinction Ratio of >15dB
- Internal thermoelectric cooler and thermistor
- Designed for 155/622Mbps operation
- RoHS Compliance

C. APPLICATIONS

- OTDR
- Optical measuring instrumentation
- Optical gas and chemical sensor
- Doppler LIDAR
- BOTDR

The information contained in these documents is confidential, privileged and it may not be reproduced in whole, or in part, nor may any of the information contained therein be disclosed without the prior consent from DenseLight in writing. DenseLight reserves the right to make product design or specifications changes without notice.

D. ABSOLUTE MAXIMUM RATINGS

Parameter	Symbol	Condition	Min	Max	Unit
Reverse voltage	V_R	-	-	2	V
Forward current	I_F	-	-	200	mA
Forward voltage	V_F	I_{op}	-	2.5	V
Case temperature	T_c	I_{op}	0	60	°C
Laser temperature ¹	T_{Laser}	I_{op}	0	70	°C
Thermoelectric cooler voltage	V_{TEC}	-	-	3.0	V
Thermoelectric cooler current	I_{TEC}	-	-	1.8	A
Storage temperature	T_{stg}	Unbiased	-40	85	°C
Storage humidity		-	5	85	%RH
Electro static discharge (ESD)	V_{ESD}	Human body model	-	500	V
Lead soldering temperature	S_{temp}	-	-	260	°C
Lead soldering time	S_{time}	-	-	10	sec

¹ T_{laser} is monitored by internal thermistor with external pin out

E. ELECTRICAL AND OPTICAL CHARACTERISTICS²

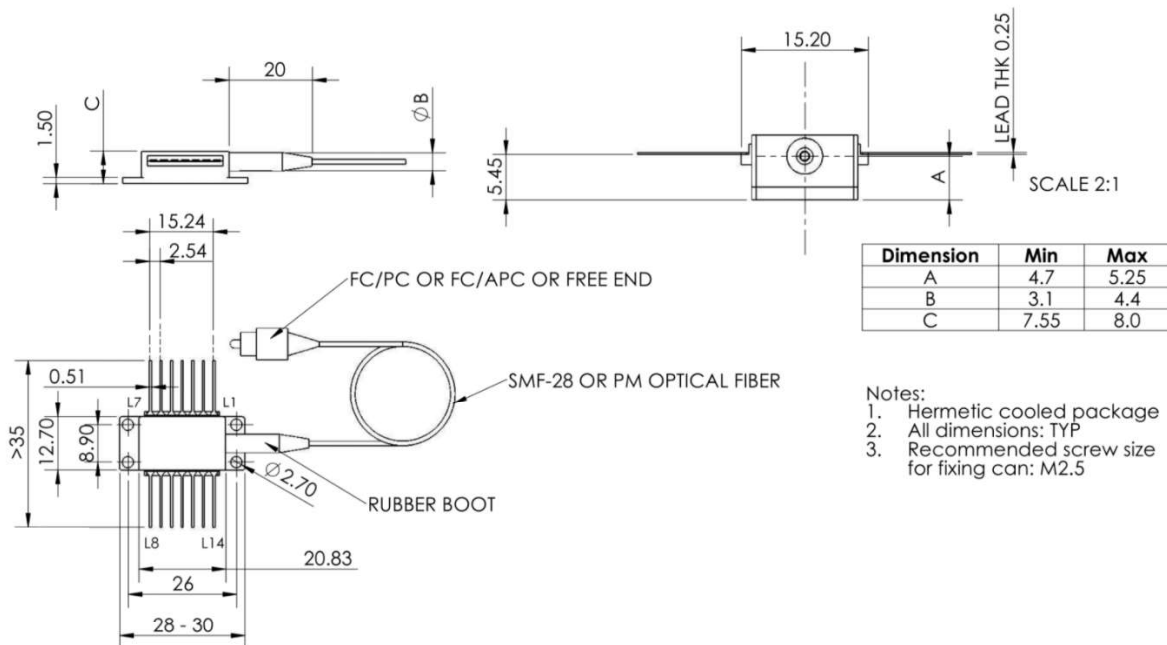
Parameter	Symbol	Test Conditions	Min	Typ	Max	Unit
Optical output power	P_O	CW, $I=120mA$	10	—	—	mW
Threshold current	I_{th}	CW	—	20	30	mA
Operating current	I_{op}	CW, 10mW	—	100	120	mA
Operation voltage	V_{op}	CW, 10mW	—	1.5	2.0	V
Slope efficiency	η	CW, 10mW	0.08	0.12	—	mW/mA
Peak wavelength	λ_p	CW, 10mW	1548	1550	1552	nm
Side mode suppression ratio	SMSR	CW, 10mW	45	—	—	dB
Polarization Extinction Ratio	PER	CW, 10mW	15	—	—	dB
Linewidth	$\Delta\lambda$	CW, 10mW	—	—	200	kHz
Thermistor resistance	R_{therm}	$T_{therm} = 25\text{ °C}$	9.5	10	10.5	k Ω

2) All measurements were done at room temperature and $T_{laser}=25\text{ °C}$ otherwise specified

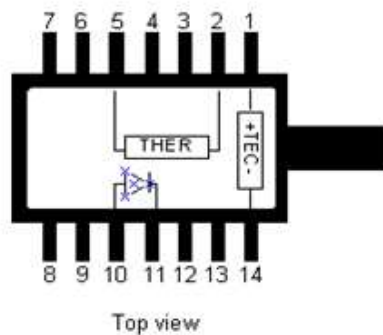
The information contained in these documents is confidential, privileged and it may not be reproduced in whole, or in part, nor may any of the information contained therein be disclosed without the prior consent from DenseLight in writing.
DenseLight reserves the right to make product design or specifications changes without notice.

F. PACKAGE

Part	Description
Package type	14-pin BTF
Fiber:	Panda PMF
MFD	10.5μm
Cladding diameter	125μm
Coating diameter	245μm
Fiber pigtail length	>1m
Fiber connector	FC/APC



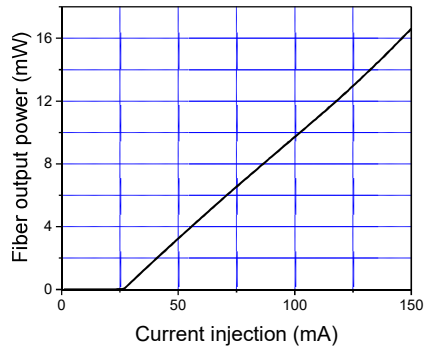
Pin Assignment	
1	TEC (+)
2	THERMISTOR
3	
4	
5	THERMISTOR
6	—
7	—
8	—
9	—
10	LD ANODE (+)
11	LD CATHODE (-)
12	—
13	CASE
14	TEC (-)



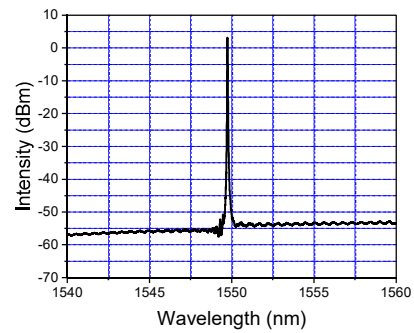
The information contained in these documents is confidential, privileged and it may not be reproduced in whole, or in part, nor may any of the information contained therein be disclosed without the prior consent from DenseLight in writing.
DenseLight reserves the right to make product design or specifications changes without notice.

G. TYPICAL PERFORMANCE CHARACTERISTICS

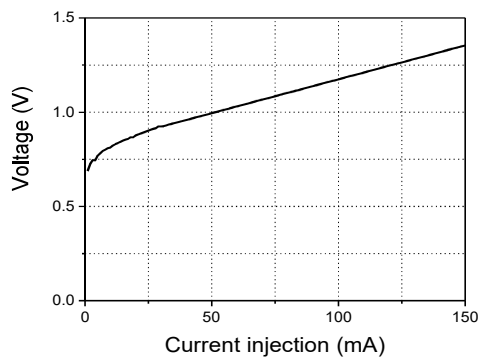
Operating condition: $T = 25\text{ }^{\circ}\text{C}$



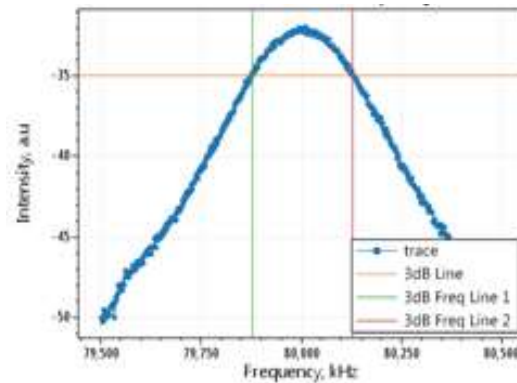
L-I Curve



Spectrum



I-V Curve



Linewidth

The information contained in these documents is confidential, privileged and it may not be reproduced in whole, or in part, nor may any of the information contained therein be disclosed without the prior consent from DenseLight in writing. DenseLight reserves the right to make product design or specifications changes without notice.

H. DISCLAIMER FOR CUSTOMER SPECIFIC APPLICATIONS

Denselight product is not intended for use other than stated on the application note or as defined in the product specification. The performance of the product should always be tested in the actual application conditions. As our products are used in conditions beyond our control, we cannot assume any liability for damage caused through their use. Users of DenseLight products are solely responsible to thoroughly test and qualify their system and / or application for their intended application and have determined such at their sole discretion. DenseLight cannot assume any liability for the use of our products in conjunctions with other. Customer assumes the sole risk and liability of the product performance other than specified by the product specific data sheet or application notes without DenseLight's specific written consent.

The information contained in these documents is confidential, privileged and it may not be reproduced in whole, or in part, nor may any of the information contained therein be disclosed without the prior consent from DenseLight in writing. DenseLight reserves the right to make product design or specifications changes without notice.